

COMPILED BY **ADAM AZIZ**
 ILLUSTRATION BY **NURUL AIDA MOHD NOOR**
 INFOGRAPHIC BY **SHARON KHOH,**
NURUL AIDA MOHD NOOR AND **RAJITA SIVAN**

RUN-UP TO
2023 STATE POLLS

BATTLE FOR THE 6

SOURCE: ELECTION COMMISSION, DR BRIDGET WELSH, DR ONG KIAN MING, THE EDGE ESTIMATES



BATTLE FOR THE 6



The Edge looks at voting trends from 2008 to 2022 in the six battleground states that may give an indication of what to expect on Aug 12

Malaysia is back in election mode with six states heading for the polls on Aug 12. That is just nine months after the 15th general election (GE15), which resulted in an unprecedented partnership between former bitter rivals Pakatan Harapan (PH) and Barisan Nasional (BN) at the federal level as well as in the states of Pahang and Perak.

At the time of GE15, six state governments chose to wait until their terms ended, hence the polls next month. PH leads the governments in three states — Penang, Selangor and Negeri Sembilan — while the federal opposition Perikatan Nasional (PN) rules in Kedah, Kelantan and Terengganu.

For the federal-level unity government led by Prime Minister Datuk Seri Anwar Ibrahim with Umno's Datuk Seri Ahmad Zahid Hamidi as his deputy, this round of state elections will be a litmus test. The sentiment of voters in the six states will indicate whether they are happy with the nation's direction since Anwar got his chance to lead it, 25 years after his dramatic sacking as the deputy prime minister.

This is also the first time PN is contesting from the opposition bench. It will be a gauge of whether the "green wave" of Islamist sentiment, which was credited for PN's strong showing in GE15, continues to surge.

Senior PN coalition member PAS had its best election result since its formation in 1951 with 42* seats in the Dewan Rakyat, ahead of partner Bersatu (31), as well as PH's DAP (40) and BN's Umno (26).

Unlike the multi-cornered fiesta in GE15, straight fights are ex-

pected on Aug 12, where PN will go against PH or BN. Although partners in the federal unity government, PH and BN will contest the state polls under their respective umbrellas but have worked out an agreement to avoid three-corner contests against PN.

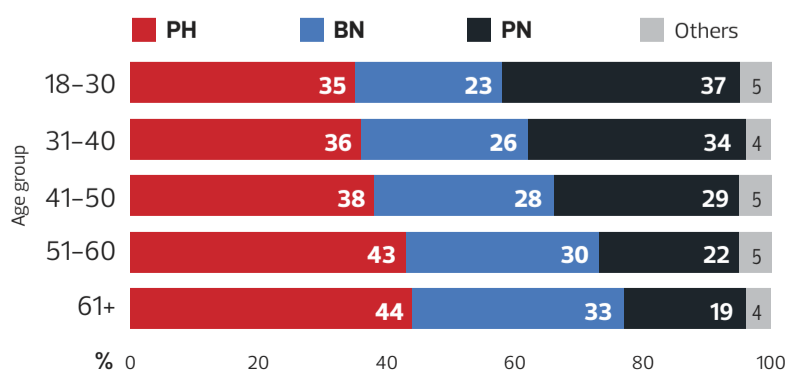
Voter turnout will be crucial, if the low state election turnouts in Melaka (65.8% in November 2021) and Johor (54.9% in March 2022) provide any indication. BN won both the elections with more than a two-thirds majority. Since GE15, some 114,808 thousands of new voters have been included in the electoral roll by the Election Commission under the automated voter registration system.

For this eight-page special pullout, *The Edge* has compiled historical state election results for 2008, 2013 and 2018, and GE15 voting trends, based on data at the polling stations. This is to identify marginal seats, as well as seats that would have turned in GE15 if the six state elections had been held concurrently (although its must be said that in the past, some voters tended to hedge by voting for one coalition at federal level and another at state level).

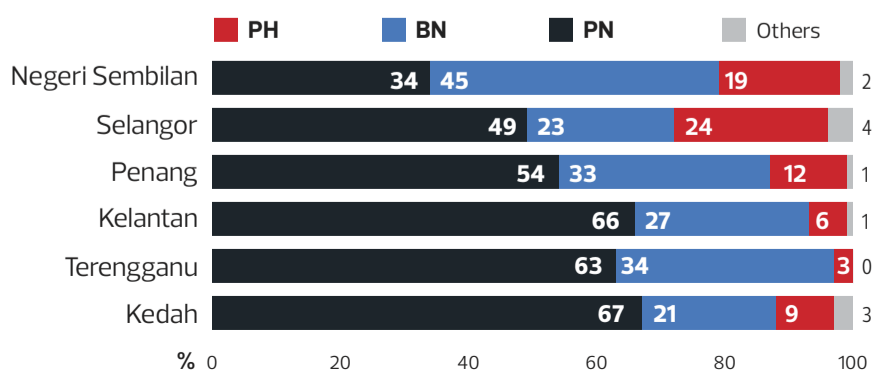
As the six states appear to be strongholds of incumbents, will the upcoming polls see the status quo being maintained? Or will they produce another watershed moment, as seen in 2018 and in 2022? Indeed, there is never a dull moment in Malaysian politics with so many twists and turns since GE14.

(* PAS' GE15 win in Kuala Terengganu was nullified in an election petition in June. The PAS tally excludes six parliamentary seats in Kelantan won by Bersatu candidates using the PAS logo.)

GE15 generational voting estimates (%)



Estimated Malay electoral support in GE15 (%)



BATTLE FOR THE 6 | RUN-UP TO 2023 STATE POLLS

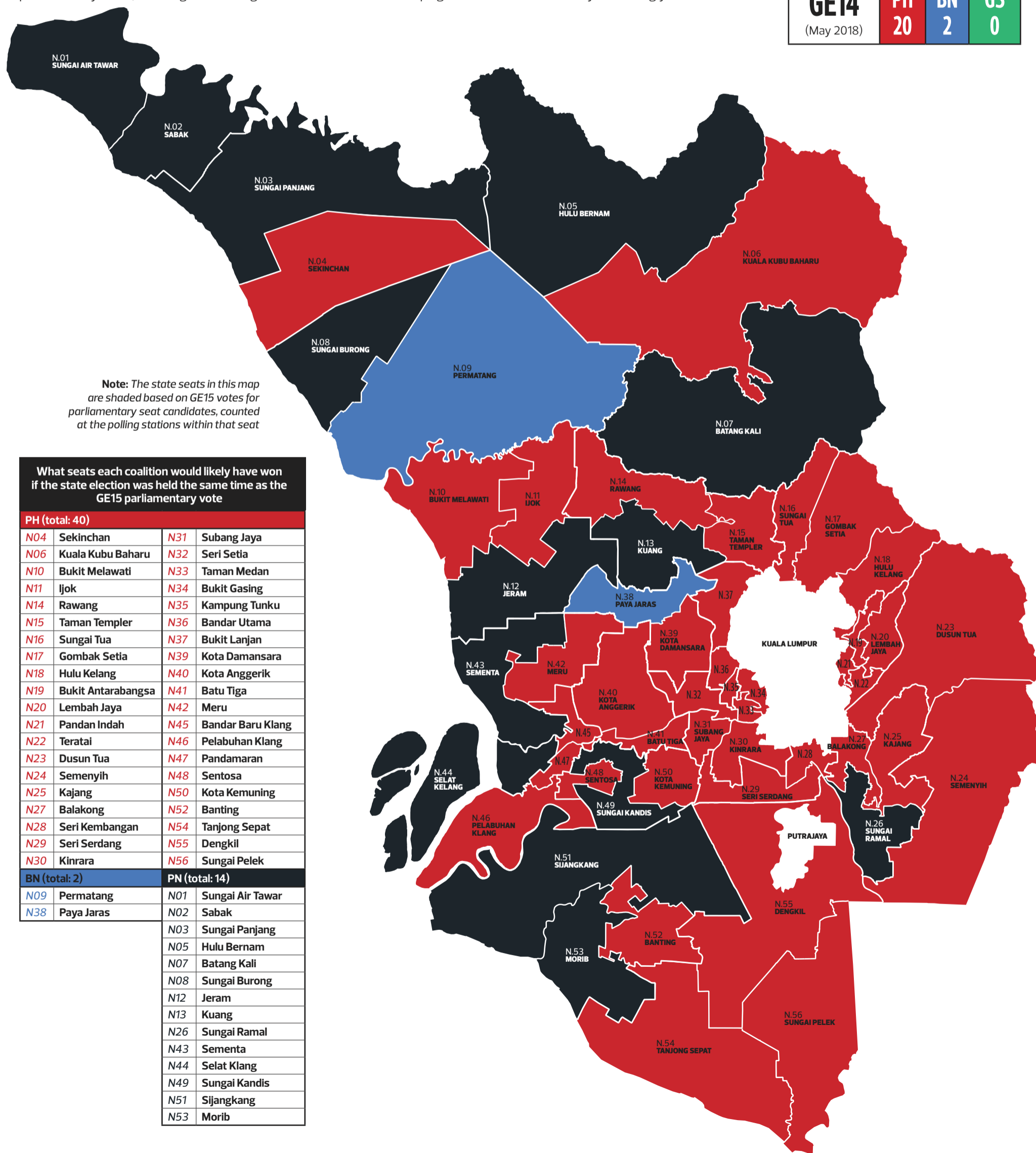
SELANGOR

PH has held a two-thirds majority in the Selangor state legislative assembly since 2008 (then Pakatan Rakyat) and had its best year in 2018 with 51 state seats won in GE14. PH's voter support waned to 52% in GE15 from 63% in GE14, with three-cornered fights helping PN to make inroads in six parliamentary seats, including in BN strongholds. PN won 27%

of the popular vote in Selangor in GE15. For BN, the challenge is to quickly recover from the exodus of Selangor leaders such as Tan Sri Noh Omar and the subsequent GE15 wipeout. Selangor is the jewel in the crown as it is the most economically important state in the country. Expect the campaign here to be fierce and maybe even ugly.

Parliamentary seats won (out of 22)

GE15 (Nov 2022)	PH 16	BN 0	PN 6
GE14 (May 2018)	PH 20	BN 2	GS 0



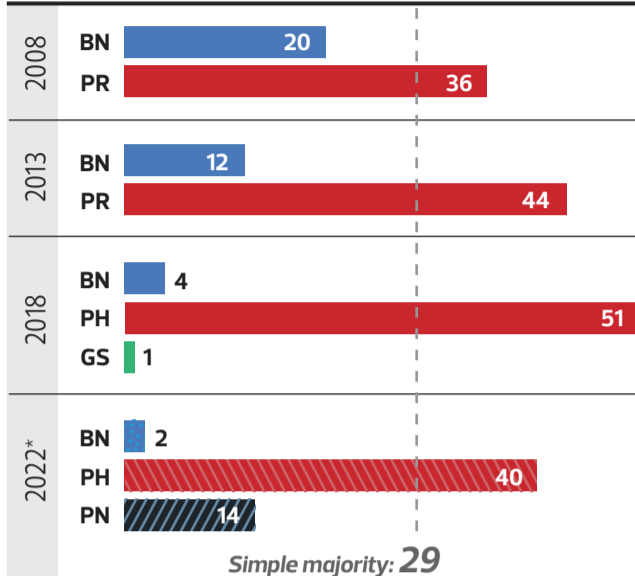
Note: The state seats in this map are shaded based on GE15 votes for parliamentary seat candidates, counted at the polling stations within that seat

What seats each coalition would likely have won if the state election was held the same time as the GE15 parliamentary vote

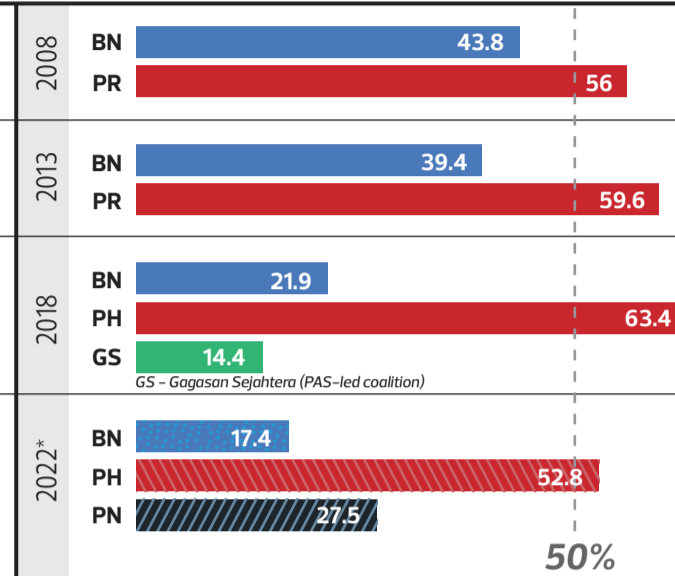
PH (total: 40)		
N04 Sekinchan	N31	Subang Jaya
N06 Kuala Kubu Bharu	N32	Seri Setia
N10 Bukit Melawati	N33	Taman Medan
N11 Ijok	N34	Bukit Gasing
N14 Rawang	N35	Kampung Tunku
N15 Taman Templer	N36	Bandar Utama
N16 Sungai Tua	N37	Bukit Lanjan
N17 Gombak Setia	N39	Kota Damansara
N18 Hulu Kelang	N40	Kota Anggerik
N19 Bukit Antarabangsa	N41	Batu Tiga
N20 Lembah Jaya	N42	Meru
N21 Pandan Indah	N45	Bandar Baru Klang
N22 Teratai	N46	Pelabuhan Klang
N23 Dusun Tua	N47	Pandamaran
N24 Semenyih	N48	Sentosa
N25 Kajang	N50	Kota Kemuning
N27 Balakong	N52	Banting
N28 Seri Kembangan	N54	Tanjong Sepat
N29 Seri Serdang	N55	Dengkil
N30 Kinrara	N56	Sungai Pelek
BN (total: 2)		
N09 Permatang	N01	Sungai Air Tawar
N38 Paya Jaras	N02	Sabak
PN (total: 14)		
N03 Sungai Panjang	N05	Hulu Bernam
N07 Batang Kali	N08	Sungai Burong
N12 Jeram	N13	Kuang
N26 Sungai Ramal	N43	Sementa
N44 Selat Klang	N49	Sungai Kandis
N51 Sijangkang	N53	Morib

RUN-UP TO 2023 STATE POLLS | BATTLE FOR THE 6

State seats (out of 56)

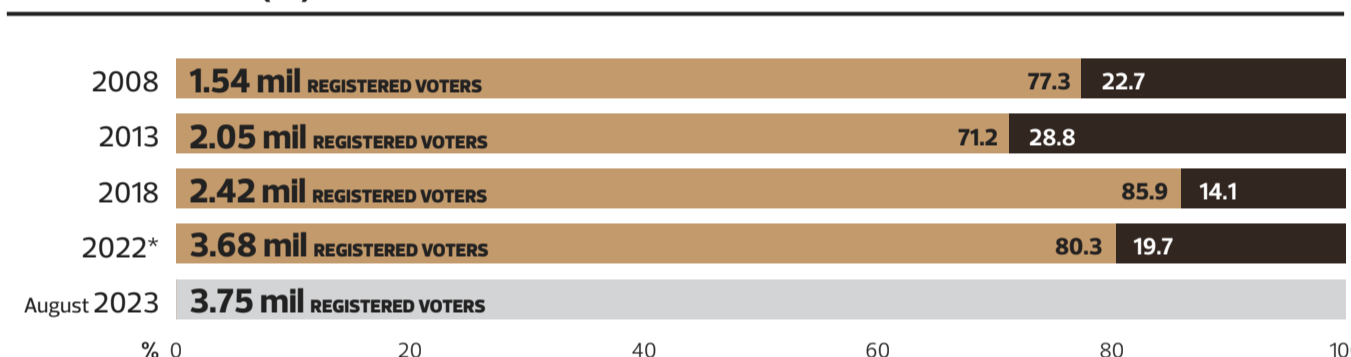


Popular vote (%)



*2022 figures based on GE15 votes for parliamentary seat candidates, counted at the polling stations within that state seat

Voter turnout (%)



State government + Menteri Besar

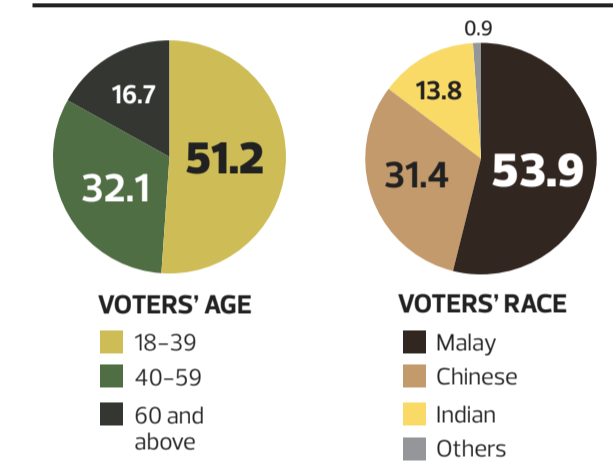
2008 | **Pakatan Rakyat**
Tan Sri Abdul Khalid Ibrahim (PKR)

2013 | **Pakatan Rakyat**
Tan Sri Abdul Khalid Ibrahim (PKR)
Datuk Seri Mohamed Azmin Ali (PKR) (Sept 2014)

2018 | **Pakatan Harapan**
Datuk Seri Mohamed Azmin Ali (PKR)
Datuk Seri Amirudin Shari (PKR) (June 2018)

(Before dissolution)
2022 | **Pakatan Harapan**
Datuk Seri Amirudin Shari (PKR)

Electorate breakdown (%)



SEATS TO WATCH BASED ON GE15 VOTING TREND (SELANGOR)

PARLIAMENTARY SEAT	STATE SEAT	MALAY POPULATION (%)	2008		2013		2018		2022*	
			COALITION	MARGIN (%)	COALITION	MARGIN (%)	COALITION	MARGIN (%)	COALITION	MARGIN (%)
Kuala Selangor	Jeram	81.2	BN	9.9	BN	11.6	PH	6.9	PN	0.1
Tanjong Karang	Permatang	64.6	BN	4.6	BN	6.0	PH	5.8	BN	0.4
Sepang	Dengkil	72.5	BN	16.6	BN	6.9	PH	15.8	PH	2.0
Kota Raja	Sungai Kandis	71.5	PR	33.7	PR	32.0	PH	28.9	PN	2.2
Shah Alam	Batu Tiga	76.6	PR	12.7	PR	9.8	PH	32.9	PH	3.4
Kuala Selangor	Bukit Melawati	62.6	PR	3.2	BN	5.8	PH	11.9	PH	3.5
Gombak	Hulu Kelang	86.8	PR	7.4	PR	7.2	PH	35.1	PH	3.7
Kuala Selangor	Ijok	62.7	PR	15.4	PR	4.5	PH	10.7	PH	4.7
Gombak	Gombak Setia	77.9	PR	10.8	PR	4.2	PH	26.4	PH	5.9
Sungai Buloh	Paya Jaras	75.2	BN	2.9	PR	14.5	PH	34.8	BN	6.0
Hulu Selangor	Hulu Bernam	71.6	BN	28.6	BN	17.1	BN	0.1	PN	6.7
Bangi	Sungai Ramal	80.6	PR	21.9	PR	25.4	PH	22.2	PN	7.2
Hulu Selangor	Batang Kali	71.8	BN	10.2	BN	14.1	PH	19.7	PN	7.7
Selayang	Taman Templer	63.2	BN	2.1	PR	17.6	PH	21.6	PH	7.8
Sabak Bernam	Sungai Air Tawar	85.0	BN	1.3	BN	11.1	BN	10.8	PN	8.2
Tanjong Karang	Sungai Burong	84.5	BN	18.0	BN	15.1	BN	11.4	PN	8.5
Klang	Pelabuhan Klang	65.0	PR	21.0	PR	8.8	PH	22.7	PH	8.5
Petaling Jaya	Taman Medan	68.0	PR	15.2	PR	9.9	PH	29.1	PH	8.7
Sepang	Tanjong Sepat	59.7	BN	16.7	PR	3.5	PH	12.7	PH	8.8
Sungai Buloh	Kota Damansara	63.3	PR	4.8	BN	3.9	PH	36.3	PH	9.2
Hulu Langat	Semenyih	71.5	BN	5.2	BN	11.3	PH	19.4	PH	9.3
Kapar	Sementa	76.3	BN	Walkover	PR	22.2	PH	14.1	PN	11.4
Sabak Bernam	Sabak	80.3	BN	0.8	PR	2.2	PH	0.6	PN	14.5
Sungai Besar	Sungai Panjang	82.3	BN	35.2	BN	9.5	BN	8.0	PN	17.1
Selayang	Kuang	80.8	BN	3.8	BN	6.0	PH	12.7	PN	17.3
Kuala Langat	Morib	73.3	BN	1.4	PR	2.6	PH	7.8	PN	21.8
Kapar	Selat Klang	77.5	PR	6.8	PR	8.8	PH	1.5	PN	24.6

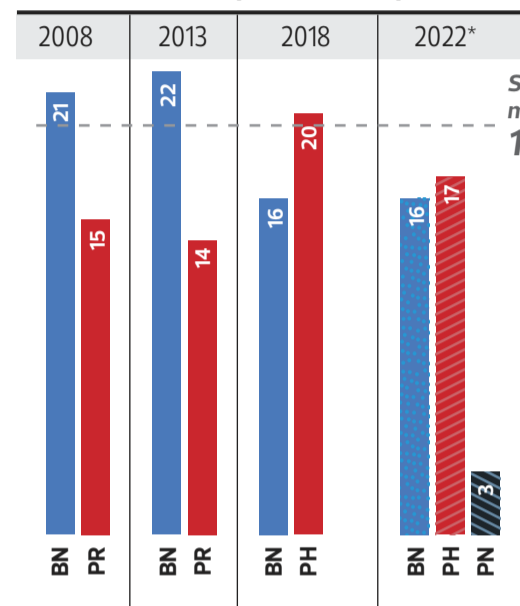
*2022 figures based on GE15 votes for parliamentary seat candidates, counted at the polling stations within that state seat

BATTLE FOR THE 6 | RUN-UP TO 2023 STATE POLLS

NEGERI SEMBILAN

In Negeri Sembilan where Bersatu and PAS have little clout, will the federal-level partnership between BN and PH bring together voters for the state seats, or will years of rivalry influence sentiment? This is the home turf of Umno deputy president and former menteri besar Datuk Seri Mohamad Hasan, and DAP secretary-general Anthony Loke. In 2022, PN's share of the popular vote was 22%, while PH saw its overall share of votes in the state fall below 45%, from 53% in 2018.

State seats (out of 36)

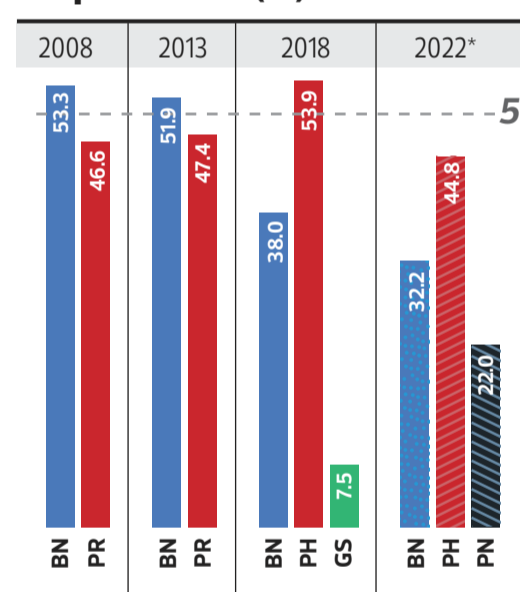


Simple majority: 19

State government + Menteri Besar

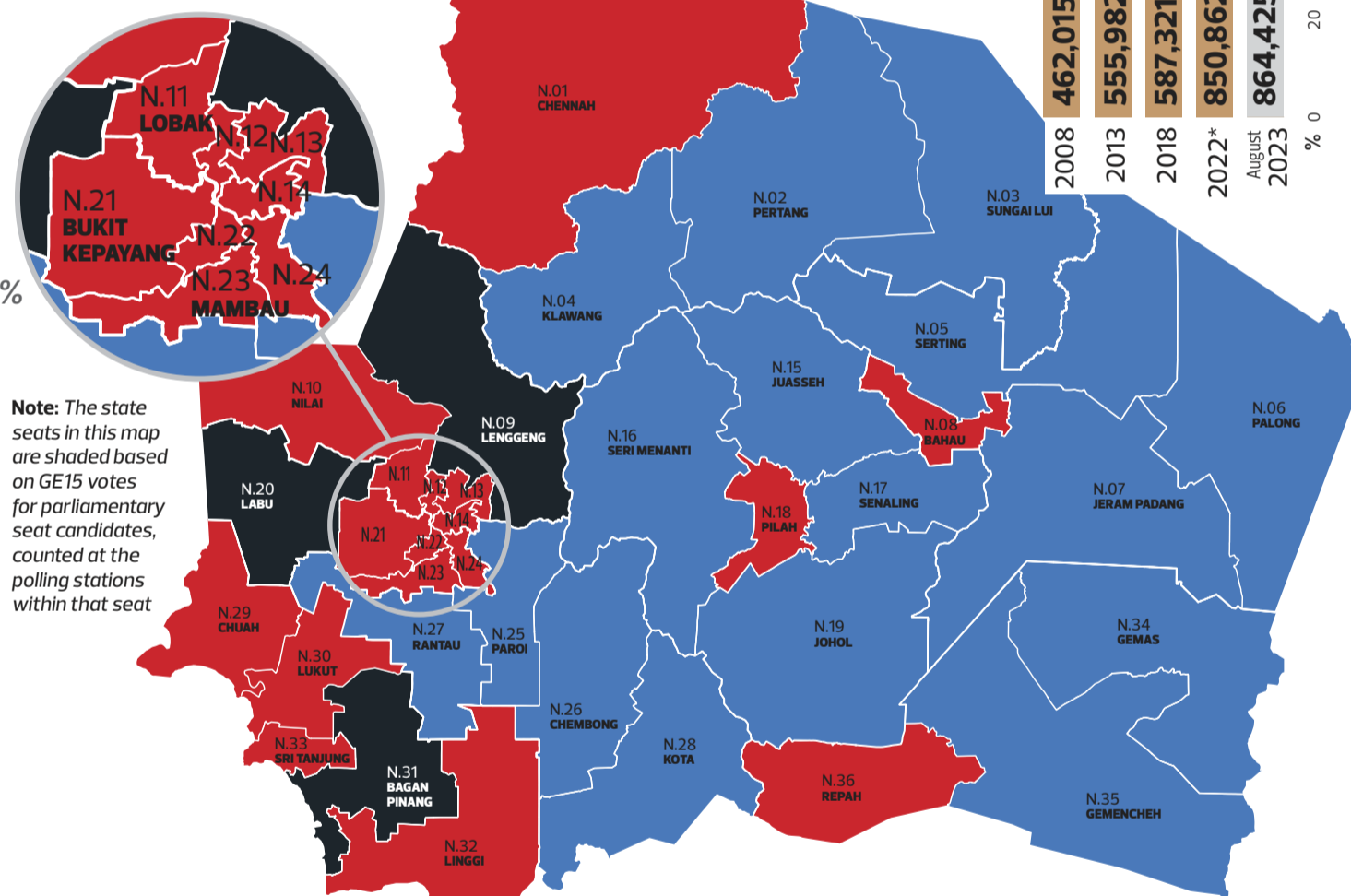
- 2008 | **Barisan Nasional**
Datuk Seri Mohamad Hasan (BN)
- 2013 | **Barisan Nasional**
Datuk Seri Mohamad Hasan (BN)
- 2018 | **Pakatan Harapan**
Datuk Seri Aminuddin Harun (PKR)
- (Before dissolution)
- 2022 | **Pakatan Harapan**
Datuk Seri Aminuddin Harun (PKR)

Popular vote (%)



50%

Note: The state seats in this map are shaded based on GE15 votes for parliamentary seat candidates, counted at the polling stations within that seat



What seats each coalition would likely have won if the state election was held the same time as the GE15 parliamentary vote

PH (total: 17)			
N01	Chennah	N22	Rahang
N08	Bahau	N23	Mambau
N10	Nilai	N24	Seremban Jaya
N11	Lobak	N29	Chuah
N12	Temiang	N30	Lukut
N13	Sikamat	N32	Linggi
N14	Ampangan	N33	Sri Tanjung
N18	Pilah	N36	Repah
N21	Bukit Kepayang		
BN (total: 16)			
N02	Pertang	N17	Senaling
N03	Sungai Lui	N19	Johol
N04	Klawang	N25	Paroi
N05	Serting	N26	Chembong
N06	Palong	N27	Rantau
N07	Jeram Padang	N28	Kota
N15	Juasseh	N34	Gemas
N16	Seri Menanti	N35	Gemenchek
PN (total: 3)			
N09	Lenggeng	N31	Bagan Pinang
N20	Labu		

SEATS TO WATCH BASED ON GE15 VOTING TREND (NEGERI SEMBILAN)

PARLIAMENTARY SEAT	STATE SEAT	MALAY POPULATION (%)	2008		2013		2018		2022*	
			COALITION	MARGIN (%)	COALITION	MARGIN (%)	COALITION	MARGIN (%)	COALITION	MARGIN (%)
Rasah	Labu	76.6	BN	14.8	BN	11.9	PH	6.0	PN	0.6
Kuala Pilah	Pilah	66.3	BN	16.9	BN	1.1	PH	16.6	PH	2.7
Jelebu	Chennah	48.7	BN	18.9	PR	12.0	PH	11.7	PH	2.9
Seremban	Lenggeng	77.8	BN	13.1	BN	15.7	PH	6.3	PN	3.6
Port Dickson	Linggi	62.6	BN	16.7	BN	26.2	BN	5.0	PH	3.7
Jempol	Jeram Padang	53.6	BN	27.6	BN	30.1	BN	11.3	BN	3.8
Seremban	Ampangan	75.3	PR	1.5	BN	0.6	PH	10.3	PH	4.2
Seremban	Sikamat	72.0	PR	4.3	PR	3.1	PH	19.4	PH	5.6
Tampin	Gemenchek	62.6	BN	32.5	BN	24.1	BN	2.4	BN	6.1
Jelebu	Klawang	66.4	BN	14.2	BN	3.6	PH	11.7	BN	7.1
Rembau	Paroi	78.8	PR	6.2	BN	7.9	PH	15.8	BN	9.2
Port Dickson	Bagan Pinang	77.1	BN	22.2	BN	42.3	BN	15.7	PN	12.9

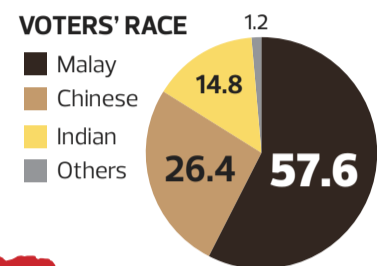
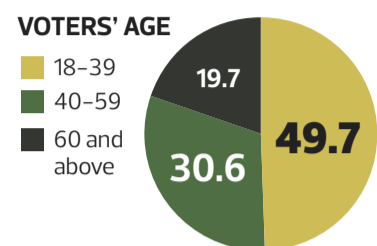
Malay population 60% and above | Vote margin 10% and below

*2022 figures based on GE15 votes for parliamentary seat candidates, counted at the polling stations within that state seat


Parliamentary seats won (out of 8)

GE15 (Nov 2022)	PH	BN	PN
3	5	0	
GE14 (May 2018)	PH	BN	GS
5	3	0	

Electorate breakdown (%)



Voter turnout (%)

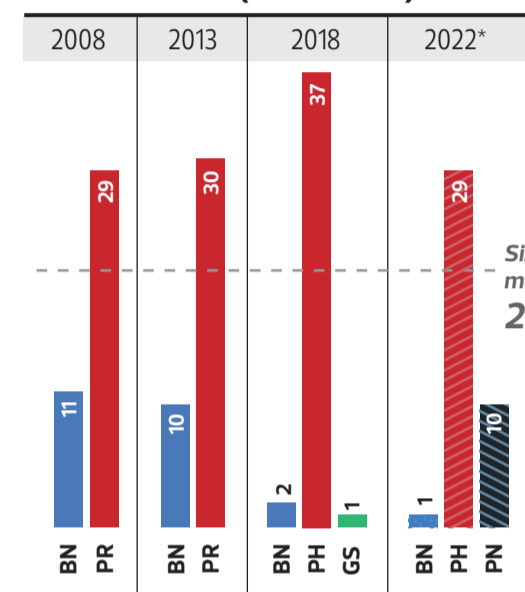


RUN-UP TO 2023 STATE POLLS | BATTLE FOR THE 6

PULAU PINANG

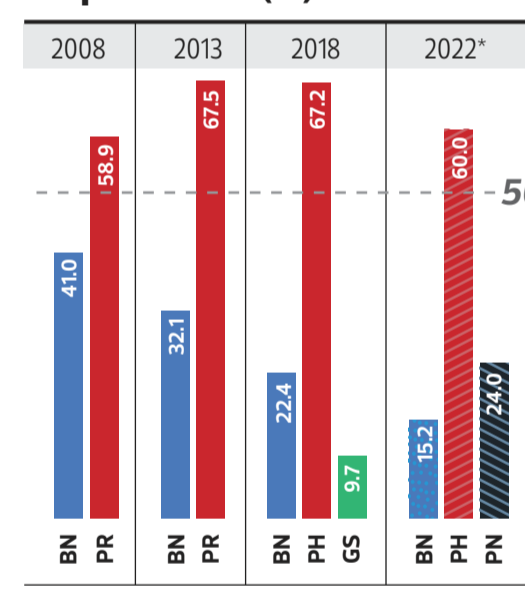
Penang saw surprise results in GE15, including Nurul Izzah Anwar's loss to PAS in the PKR stronghold Permatang Pauh parliamentary seat, and the fall of Umno stronghold Tasek Gelugor to Bersatu's Datuk Wan Saiful Wan Jan. PN saw some 24% of voters choosing the coalition. The DAP performed solidly here in GE15 and is expected to retain all its 19 state seats. But with PH's share of the vote dropping from 67% in 2018 to 60% in GE15, it will be interesting to see if voter sentiment here has changed since November or if the green wave will gain momentum in the country's second most developed state.

State seats (out of 40)



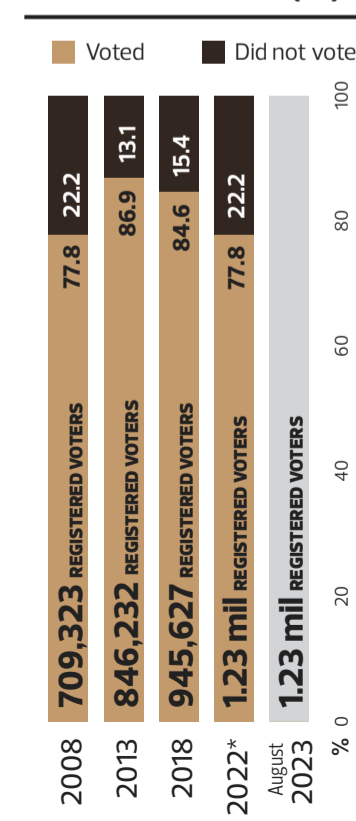
Simple majority: 21

Popular vote (%)



50%

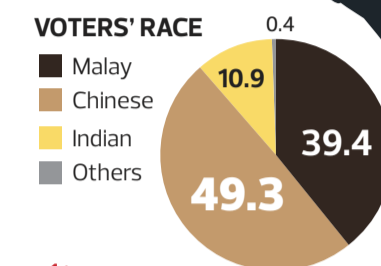
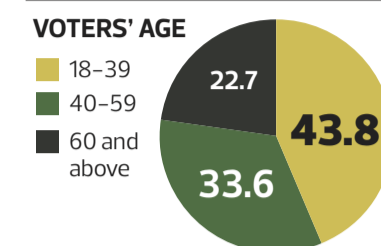
Voter turnout (%)



State government + Chief Minister

- 2008 | **Pakatan Rakyat**
Lim Guan Eng (DAP)
- 2013 | **Pakatan Rakyat**
Lim Guan Eng (DAP)
- 2018 | **Pakatan Harapan**
Chow Kon Yeow (DAP)
- (Before dissolution)
- 2022 | **Pakatan Harapan**
Chow Kon Yeow (DAP)

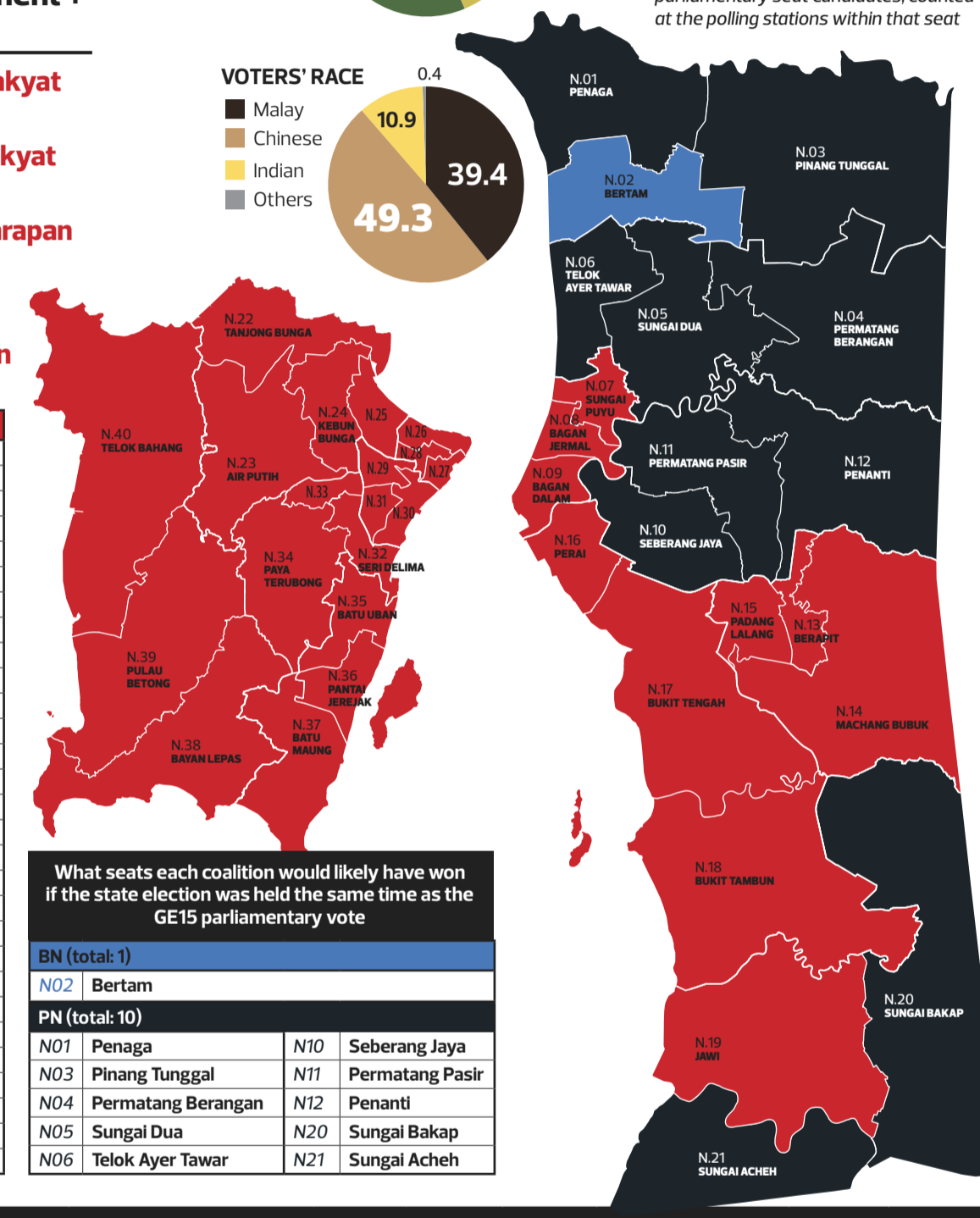
Electorate breakdown (%)



Parliamentary seats won (out of 13)

GE15 (Nov 2022)	PH	BN	PN
10	0	3	
GE14 (May 2018)	PH	BN	GS
11	2	0	

Note: The state seats in this map are shaded based on GE15 votes for parliamentary seat candidates, counted at the polling stations within that seat



What seats each coalition would likely have won if the state election was held the same time as the GE15 parliamentary vote

BN (total: 1)	
N02	Bertam
PN (total: 10)	
N01	Penaga
N03	Pinang Tunggal
N04	Permatang Berangan
N05	Sungai Dua
N06	Telok Ayer Tawar
N10	Seberang Jaya
N11	Permatang Pasir
N12	Penanti
N20	Sungai Bakap
N21	Sungai Acheh

SEATS TO WATCH BASED ON GE15 VOTING TREND (PULAU PINANG)

PARLIAMENTARY SEAT	STATE SEAT	MALAY POPULATION (%)	2008		2013		2018		2022*	
			COALITION	MARGIN (%)	COALITION	MARGIN (%)	COALITION	MARGIN (%)	COALITION	MARGIN (%)
Nibong Tebal	Sungai Acheh	64.9	BN	2.6	BN	5.9	PH	2.5	PN	0.1
Nibong Tebal	Sungai Bakap	60.3	PR	17.4	PR	10.8	PH	10.3	PN	0.5
Permatang Pauh	Seberang Jaya	70.0	BN	2.9	PR	9.4	PH	24.6	PN	0.6
Balik Pulau	Bayan Lepas	64.8	BN	3.1	BN	2.5	PH	23.6	PH	1.6
Balik Pulau	Telok Bahang	68.6	BN	5.5	BN	7.1	PH	3.5	PH	1.8
Kepala Batas	Pinang Tunggal	78.9	BN	26.0	BN	9.5	PH	0.6	PN	2.8
Tasek Gelugor	Telok Ayer Tawar	65.9	BN	12.8	BN	5.5	PH	13.8	PN	4.2
Kepala Batas	Bertam	69.4	BN	24.3	BN	11.5	PH	1.4	BN	4.6
Balik Pulau	Pulau Betong	67.0	BN	3.0	BN	3.0	PH	10.3	PH	5.0
Permatang Pauh	Permatang Pasir	75.8	PR	32.8	PR	33.9	PH	13.9	PN	9.2
Permatang Pauh	Penanti	80.0	PR	17.8	PR	14.2	PH	16.1	PN	10.8
Tasek Gelugor	Sungai Dua	81.6	BN	4.3	BN	2.2	BN	10.9	PN	14.9
Tasek Gelugor	Permatang Berangan	86.9	BN	15.7	BN	10.0	BN	3.6	PN	23.7

Malay population 60% and above | Vote margin 10% and below

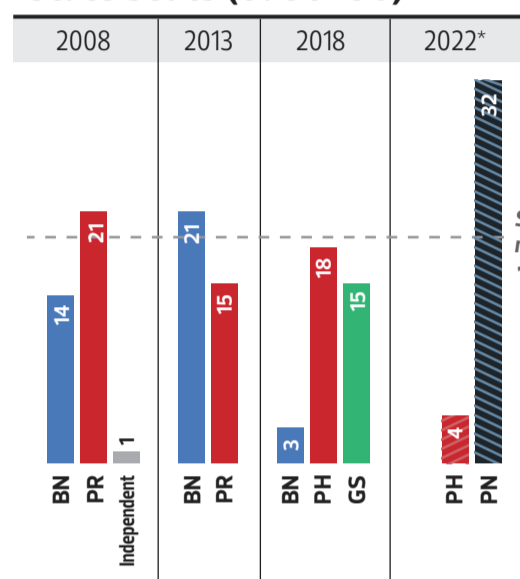
*2022 figures based on GE15 votes for parliamentary seat candidates, counted at the polling stations within that state seat

BATTLE FOR THE 6 | RUN-UP TO 2023 STATE POLLS

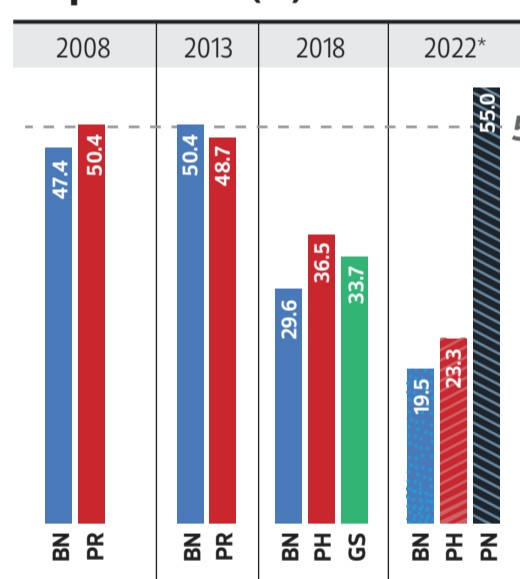
KEDAH

Kedah was where the PAS-Bersatu partnership really shone, taking 14 out of 15 parliamentary seats. Its overall popular vote in GE15 stood at 55%, and the coalition will be seeking to cement its position as the state government after the controversial PAS Menteri Besar Datuk Seri Muhammad Sanusi Md Nor took over following the Sheraton Move in 2020.

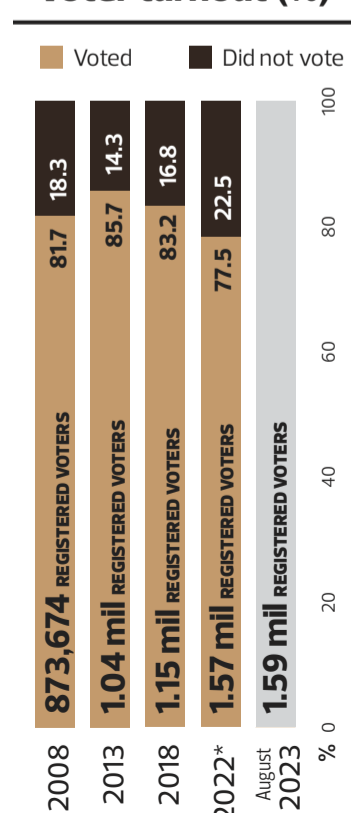
State seats (out of 36)



Popular vote (%)



Voter turnout (%)



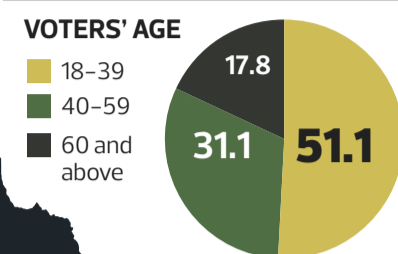
SEATS TO WATCH BASED ON GE15 VOTING TREND (KEDAH)

Parliamentary Seat	State Seat	Malay Population (%)	2008		2013		2018		2022*	
			Coalition	Margin (%)	Coalition	Margin (%)	Coalition	Margin (%)	Coalition	Margin (%)
Pokok Sena	Derga	61.7	BN	1.1	PR	5.3	PH	23.8	PH	0.3
Padang Serai	Lunas	53.9	PR	40.7	PR	26.2	PH	33.3	PN	1.4
Merbok	Bukit Selambau	61.9	IND	9.8	PR	1.3	PH	14.5	PN	5.5
Kulim-Bandar Baharu	Kulim	63.9	PR	5.9	BN	2.2	PH	12.1	PN	9.1
Jerai	Gurun	63.0	BN	9.9	BN	6.0	PH	18.5	PN	13.1
Kuala Kedah	Kubang Rotan	70.7	PR	6.4	PR	3.6	PH	22.7	PN	18.3
Kuala Kedah	Pengkalan Kundur	72.3	PR	14.2	PR	14.3	PH	9.2	PN	22.1
Langkawi	Kuah	85.6	BN	33.3	BN	44.6	PH	14.5	PN	22.4
Alor Setar	Suka Menanti	72.6	BN	2.2	BN	3.8	PH	25.1	PN	23.5
Alor Setar	Alor Mengkudu	73.1	PR	13.9	PR	8.7	PH	8.4	PN	29.6
Pendang	Sungai Tiang	85.8	BN	12.2	BN	22.4	BN	2.0	PN	29.8
Kulim-Bandar Baharu	Bandar Baharu	80.0	PR	10.3	BN	9.1	BN	1.6	PN	30.1
Kubang Pasu	Jitra	84.2	BN	10.3	BN	9.8	PH	32.0	PN	32.0
Langkawi	Ayer Hangat	95.8	BN	9.0	BN	31.2	PH	8.7	PN	33.9
Jerlun	Kota Siputeh	91.8	BN	3.1	BN	11.6	PH	7.8	PN	39.5
Kubang Pasu	Bukit Kayu Hitam	89.6	BN	36.0	BN	31.4	PH	8.1	PN	40.0
Jerai	Guar Chempedak	90.0	BN	12.5	BN	12.8	BN	1.4	PN	41.5
Kuala Kedah	Anak Bukit	88.9	PR	18.0	PR	11.3	PH	6.8	PN	46.1

Yellow: Malay population 60% and above. Red: Vote margin 10% and below.

*2022 figures based on GE15 votes for parliamentary seat candidates, counted at the polling stations within that state seat.

Electorate breakdown (%)



Parliamentary seats won (out of 15)

Year	PH	BN	PN
GE15 (Nov 2022)	1	0	14
GE14 (May 2018)	10	2	3

PH (total: 4)

- N11 Derga
- N13 Kota Darul Aman
- N28 Bakar Arang
- N29 Sidam

PN (total: 32)

- N01 Ayer Hangat
- N02 Kuah
- N03 Kota Siputeh
- N04 Ayer Hitam
- N05 Bukit Kayu Hitam
- N06 Jitra
- N07 Kuala Nerang
- N08 Pedu
- N09 Bukit Lada
- N10 Sungai Pinang
- N12 Suka Menanti
- N14 Alor Mengkudu
- N15 Anak Bukit
- N16 Kubang Rotan
- N17 Pengkalan Kundur
- N18 Tokai
- N19 Sungai Tiang
- N20 Sungai Limau
- N21 Guar Chempedak
- N22 Gurun
- N23 Belantek
- N24 Jeneri
- N25 Bukit Selambau
- N26 Tanjung Dawai
- N27 Pantai Merdeka
- N30 Bayu
- N31 Kupang
- N32 Kuala Ketil
- N33 Merbau Pulas
- N34 Lunas
- N35 Kulim
- N36 Bandar Baharu

State government + Menteri Besar

2008 | **Pakatan Rakyat**
Tan Sri Azizan Abdul Razak (PAS)

2013 | **Barisan Nasional**
Datuk Seri Mukhriz Mahathir (BN)
Datuk Seri Ahmad Bashah Md Hanipah (BN) (Feb 2016)

2018 | **Pakatan Harapan**
Datuk Seri Mukhriz Mahathir (Bersatu)

(Before dissolution)

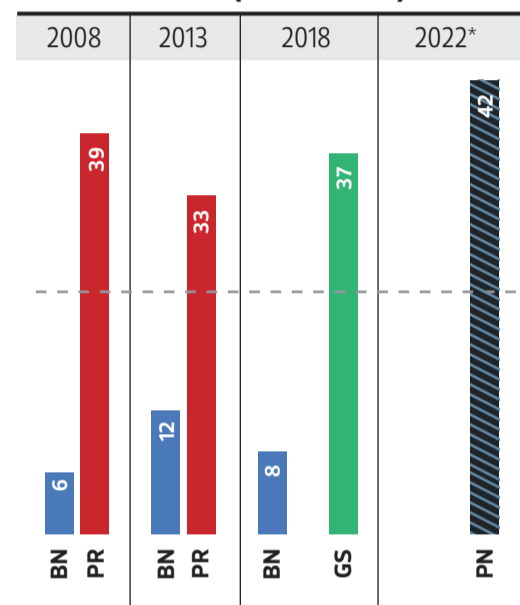
2022 | **Perikatan Nasional**
Datuk Seri Muhammad Sanusi Md Nor (PAS) (May 2022)

BATTLE FOR THE 6 | RUN-UP TO 2023 STATE POLLS

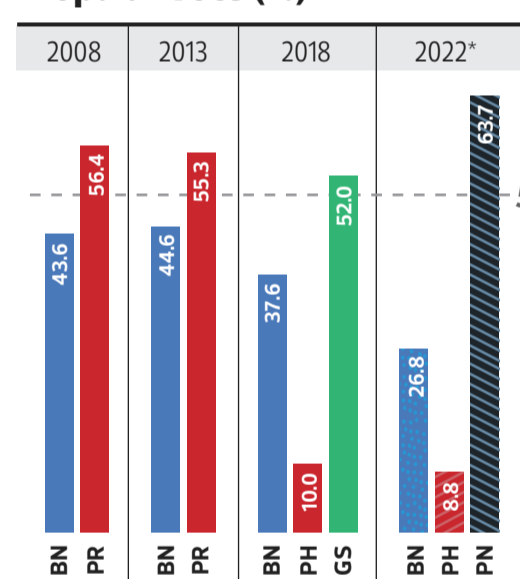
KELANTAN

In the PAS stronghold Kelantan, PN had a clean sweep of all 14 parliamentary seats in GE15, with over 50% voter support in 13 of them. In the Umno stronghold of the Gua Musang parliamentary seat, PN won with a margin of 0.3%. Although BN is contesting the result in court. State seats to watch are Galas, Nenggiri, Paloh and Kota Lama.

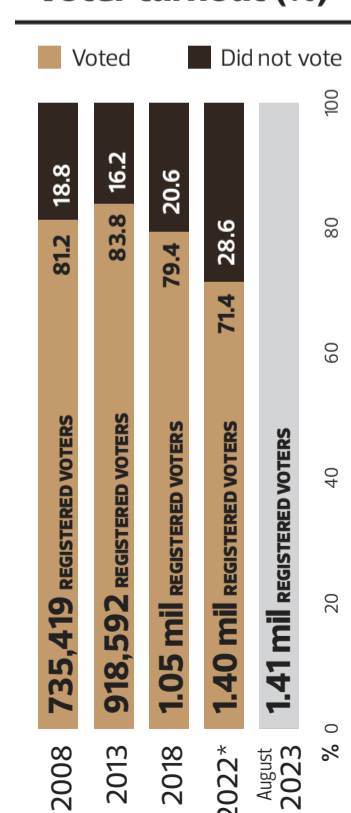
State seats (out of 45)



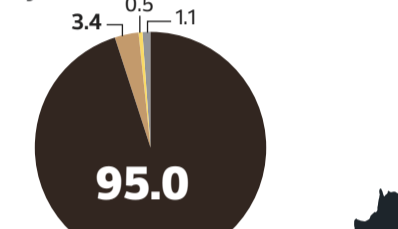
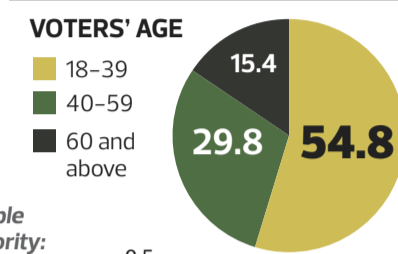
Popular vote (%)



Voter turnout (%)



Electorate breakdown (%)



VOTERS' RACE

- Malay
- Chinese
- Indian
- Others

State government + Menteri Besar

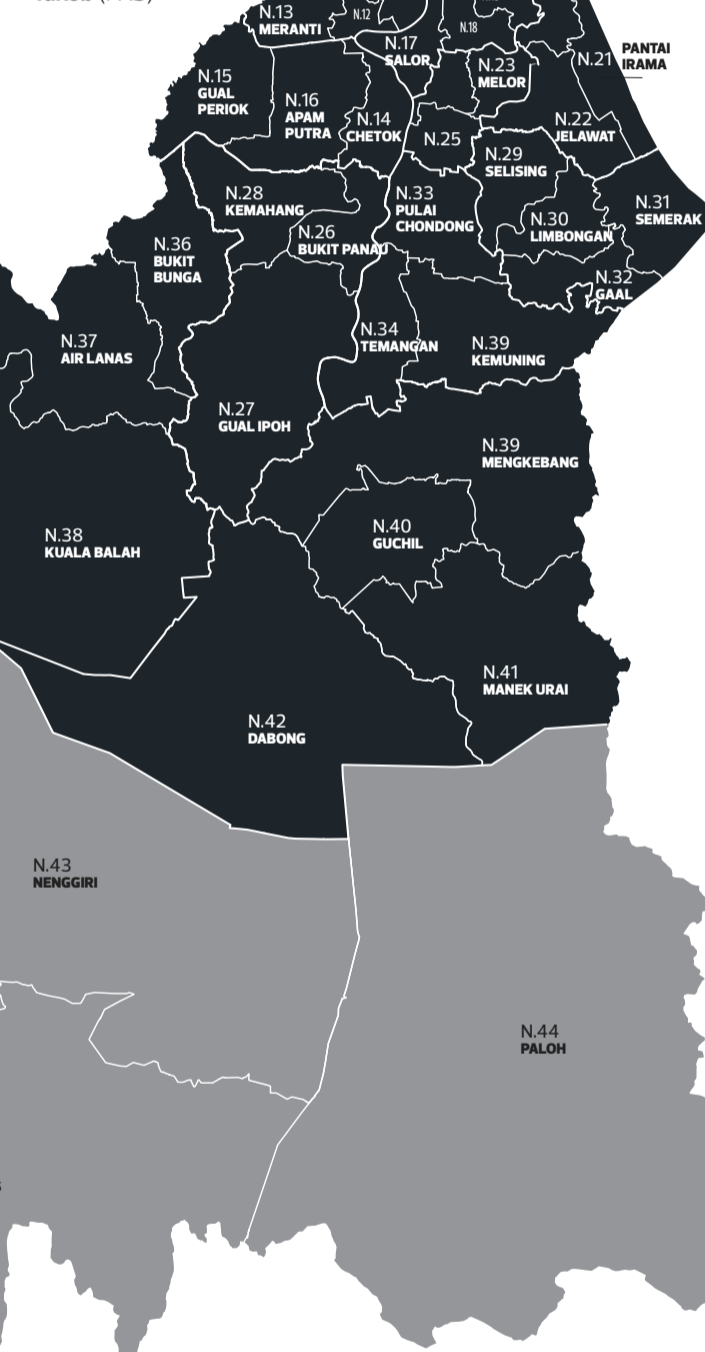
2008 | **Pakatan Rakyat**
Tan Sri Nik Abdul Aziz Nik Mat (PAS)

2013 | **Pakatan Rakyat**
Datuk Ahmad Yakob (PAS)

2018 | **Gagasan Sejahtera**
Datuk Ahmad Yakob (PAS)

(Before dissolution)

2022 | **Perikatan Nasional**
Datuk Ahmad Yakob (PAS)



PN (total: 42)

- N01 Pengkal Kubor
- N02 Kelabaran
- N03 Pasir Pekan
- N04 Wakaf Bharu
- N05 Kijang
- N06 Chempaka
- N07 Panchor
- N08 Tanjung Mas
- N09 Kota Lama
- N10 Bunut Payong
- N11 Tendong
- N12 Pengkal Pasir
- N13 Meranti
- N14 Chetok
- N15 Gual Periook
- N16 Apam Putra
- N17 Salor
- N18 Pasir Tumboh
- N19 Demit
- N20 Tawang
- N21 Pantai Irama
- N22 Jelawat
- N23 Melor
- N24 Kadok
- N25 Kok Lanas
- N26 Bukit Panau
- N27 Gual Ipoh
- N28 Kemahang
- N29 Selising
- N30 Limbongan
- N31 Semerak
- N32 Gaal
- N33 Pulau Chondong
- N34 Temangan
- N35 Kemuning
- N36 Bukit Bunga
- N37 Air Lanas
- N38 Kuala Balah
- N39 Mengkebang
- N40 Guchil
- N41 Manek Urai
- N42 Dabong
- N43 Nenggiri
- N44 Paloh
- N45 Galas

SEATS TO WATCH BASED ON GE15 VOTING TREND (KELANTAN)

Parliamentary Seat	State Seat	Malay Population (%)	2008		2013		2018		2022*	
			Coalition	Margin (%)	Coalition	Margin (%)	Coalition	Margin (%)	Coalition	Margin (%)
Gua Musang [†]	Galas	65.6	PR	7.9	BN	10.3	BN	11.0	NA	NA
Gua Musang [†]	Nenggiri	89.4	BN	29.9	BN	39.2	BN	4.1	NA	NA
Gua Musang [†]	Paloh	98.7	BN	33.1	BN	33.5	BN	11.1	NA	NA
Kota Bharu	Kota Lama	66.7	PR	25.4	PR	30.0	GS	6.9	PN	6.1
Jeli	Kuala Balah	99.1	BN	16.9	BN	20.2	BN	8.5	PN	24.0
Jeli	Bukit Bunga	98.9	BN	3.1	BN	11.1	BN	7.9	PN	31.1
Ketereh	Kok Lanas	96.0	BN	3.6	BN	0.8	BN	5.0	PN	33.9
Jeli	Air Lanas	98.4	PR	7.5	BN	0.4	BN	2.4	PN	35.5
Tanah Merah	Gual Ipoh	97.7	PR	15.9	BN	10.0	BN	8.8	PN	51.3

Yellow: Malay population 60% and above. Red: Vote margin 10% and below.

*2022 figures based on GE15 votes for parliamentary seat candidates, counted at the polling stations within that state seat. [†]PN won the Gua Musang parliamentary seat in GE15 with a 0.3% margin. An election petition is ongoing to contest the result.

BATTLE FOR THE 6 | RUN-UP TO 2023 STATE POLLS



TERENGGANU

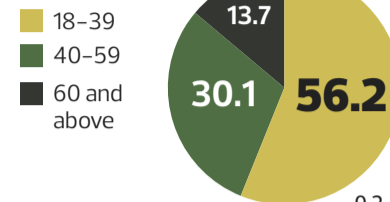
Terengganu was previously seen as a swing state, with it returning to PAS as recently as 2018. In GE15, PN's grip appeared even tighter, with more than 50% voter support for the coalition in all eight parliamentary seats. PH had just 5.5% of the popular vote – worse than the 8.8% recorded in Kelantan.

Parliamentary seats won (out of 8)

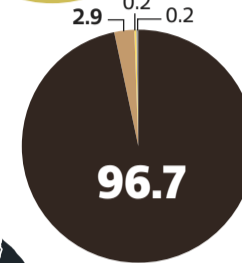
GE15 (Nov 2022)	PH 0	BN 0	PN 8
GE14 (May 2018)	PH 0	BN 2	GS 6

Electorate breakdown (%)

VOTERS' AGE



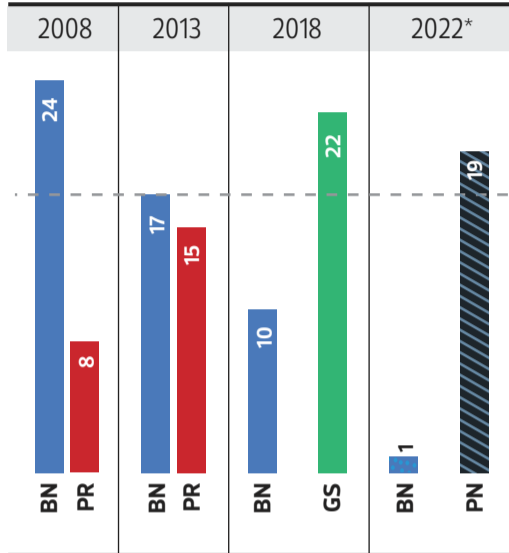
VOTERS' RACE



What seats each coalition would likely have won if the state election was held the same time as the GE15 parliamentary vote

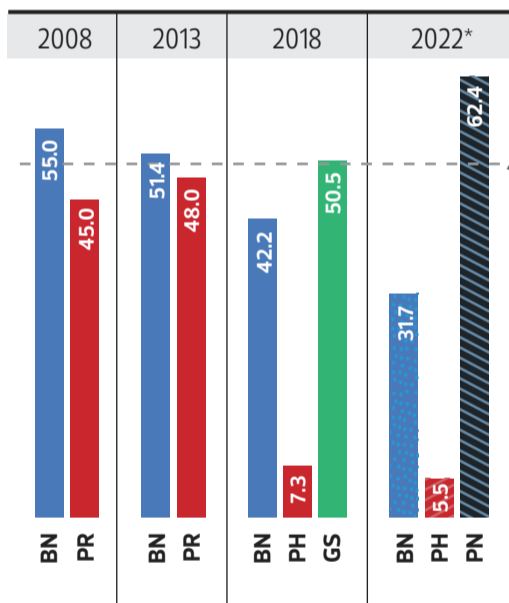
PN (total: 19)	
N01	Kuala Besut
N02	Kota Putera
N03	Jertih
N04	Hulu Besut
N05	Jabi
N06	Permaisuri
N07	Langkap
N08	Batu Rakit
N09	Tepuh
N10	Buluh Gading
N11	Seberang Takir
N12	Bukit Tunggal
N22	Manir
N23	Kuala Berang
N24	Ajil
N25	Bukit Besi
N26	Rantau Abang
N27	Sura
N28	Paka
BN (total: 1)	
N21	Telemung
Under review (total: 12)	
N13	Wakaf Mempelam
N14	Bandar
N15	Ladang
N16	Batu Buruk
N17	Alur Limbat
N18	Bukit Payung
N19	Ru Rendang
N20	Pengkalan Berangan
N29	Kemasik
N30	Kijal
N31	Cukai
N32	Air Putih

State seats (out of 32)



Simple majority: 17

Popular vote (%)



Note: The state seats in this map are shaded based on GE15 votes for parliamentary seat candidates, counted at the polling stations within that seat. The vote breakdown in seats shaded in grey is unavailable as the GE15 results for the related parliamentary seats are being challenged in court by the losing parties.

State government + Menteri Besar

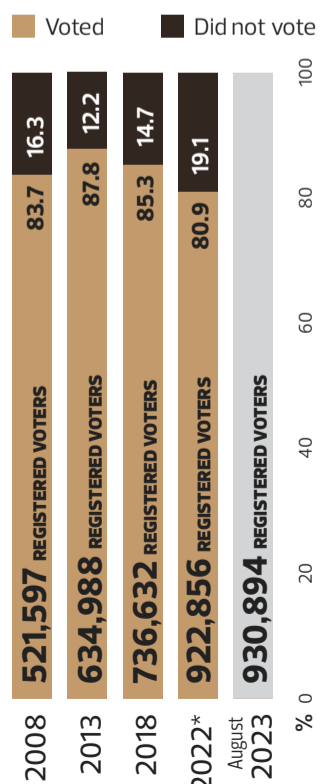
2008 | **Barisan Nasional**
Datuk Seri Ahmad Said (Umno)

2013 | **Barisan Nasional**
Datuk Seri Ahmad Razif Abdul Rahman (Umno)

2018 | **Gagasan Sejahtera**
Datuk Seri Ahmad Samsuri Mokhtar (PAS)

(Before dissolution)
2022 | **Perikatan Nasional**
Datuk Seri Ahmad Samsuri Mokhtar (PAS)

Voter turnout (%)



SEATS TO WATCH BASED ON GE15 VOTING TREND (TERENGGANU)

Parliamentary Seat	State Seat	Malay Population (%)	2008		2013		2018		2022*	
			Coalition	Margin (%)	Coalition	Margin (%)	Coalition	Margin (%)	Coalition	Margin (%)
Hulu Terengganu	Telemung	99.2	BN	51.9	BN	50.2	BN	27.5	BN	3.5
Besut	Hulu Besut	99.0	BN	22.2	BN	11.1	BN	9.5	PN	13.6
Setiu	Langkap	99.8	BN	23.6	BN	21.9	BN	22.7	PN	19.6
Besut	Kuala Besut	99.0	BN	22.7	BN	16.0	BN	0.8	PN	20.5
Setiu	Batu Rakit	99.6	BN	15.3	BN	13.2	BN	1.5	PN	20.5
Dungun	Bukit Besi	99.4	BN	26.0	BN	22.4	BN	0.4	PN	20.7
Besut	Jertih	96.3	BN	23.8	BN	5.9	BN	7.5	PN	23.7
Kemaman^	Kijal	97.9	BN	24.0	BN	24.8	BN	6.6	NA	NA
Kuala Nerus	Seberang Takir	99.4	BN	23.3	BN	10.8	BN	10.6	PN	24.7
Setiu	Permaisuri	99.5	BN	26.6	BN	16.9	BN	10.0	PN	26.2

Malay population 60% and above
Vote margin 10% and below

*2022 figures based on GE15 votes for parliamentary seat candidates, counted at the polling stations within that state seat. ^PN won the Kemaman, Kuala Terengganu and Marang parliamentary seats in GE15. The results are being contested through election petitions.